

LOAD CAPACITY TABLE

Hinges for doors up to 60 kg. - door mass class 3

The loading capacity of the hinges is a data that cannot be determined in an absolute manner, since not all the elements that constitute doors and windows can always be determined in advance.

The main variables are:

- 1) dimensions of the shutter;
- 2) weight of the shutter;
- 3) number of hinges;
- 4) position of the hinges;
- 5) type and quality of the frame material. For example: the presence of knots in wood may jeopardize the grip of the hinge or in the case of PVC frames the presence and the shape of the internal metal reinforcement may affect the loading capacity of the hinges;
- 6) accuracy, precision and experience in the assembly. For example: installing the male more than 6 mm away from the frame or a thread not completely screwed, can compromise the proper functioning of the hinges;
- 7) position and frequency of use of the window/door.

The following table has been defined taking into consideration:

1) the information provided by the European Norm UNI EN 1935:2002.

2) the tests performed on the hinges.

In particular, norm 1935:2002 suggests to load a hinge with 1/3 of the declared weight in the CE certificate or declaration of performance, thus recommends the use of three hinges per shutter, praxis OTLAV agrees with, since it makes the door/window more stable.

The regulations 1935:2002 also determines that in the case of doors or windows of remarkable width, it is necessary to apply a "coefficient of increase of the shutter mass", which determines the decrease of the loading capacity of the hinges.

The Otlav hinges are divided in 8 classes of wight:

Class 0: doors up to 10 kg.

Class 1: doors up to 20 kg.

Class 2: doors up to 40 kg.

Class 3: doors up to 60 kg.

Class 4: doors up to 80 kg.

Class 5: doors up to 100 kg.

Class 6: doors up to 120 kg.

Class 7: doors up to 160 kg.

NB: with doors of 40 kg and hinges in class 3, it is possible to use a hinge less than reported in this table.

Hinges for doors up to 60 kg. - door mass class 3

Door height mm.	2400	4	4	4	4	5	5	5	5	5	3	3
	2300	3	3	3	4	4	5	5	5	3	3	3
	2200	3	3	3	3	4	4	4	3	3	3	3
	2100	3	3	3	3	3	4	3	3	3	3	3
	2000	3	3	3	3	3	3	3	3	3	3	3
	1900	3	3	3	3	3	3	3	3	3	3	3
	1800	3	3	3	3	3	3	3	3	3	3	3
	1200	3	3	3	3	3	3	3	3	3	3	3
	800	3	3	3	3	3	3	3	3	3	3	3
	400	3	3	3	3	3	3	3	3	3	3	3
		400	600	800	900	1000	1050	1100	1150	1200	1250	1300

Door width mm.

X
3
3

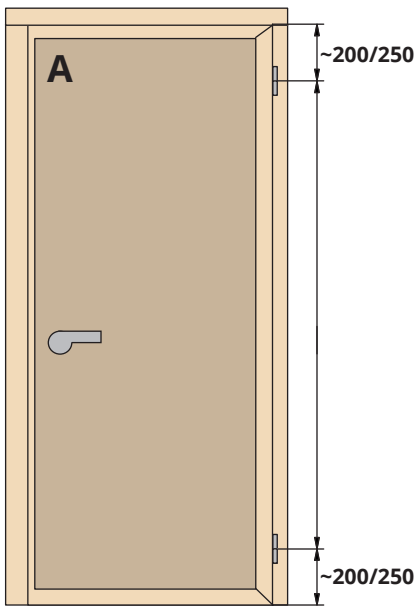
Suggested number of hinges

Switch to a hinge of one higher class, use 3 hinges, to choose the hinge see list on page 3.

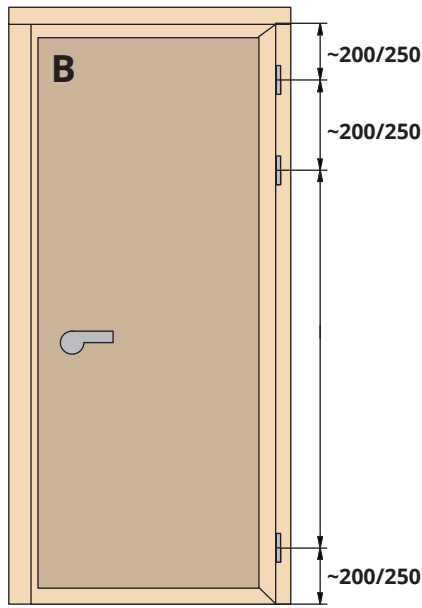
Switch to a hinge of two higher class, use 3 hinges, to choose the hinge see list on page 3.

* The class refers to the third cell of the CE certificate or declaration of performance.

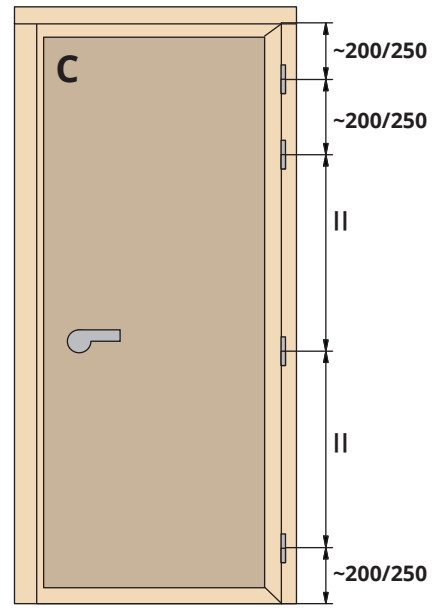
Positioning of the hinges



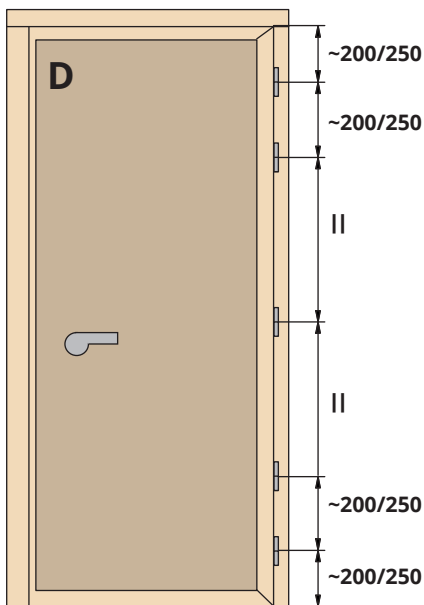
2 hinges



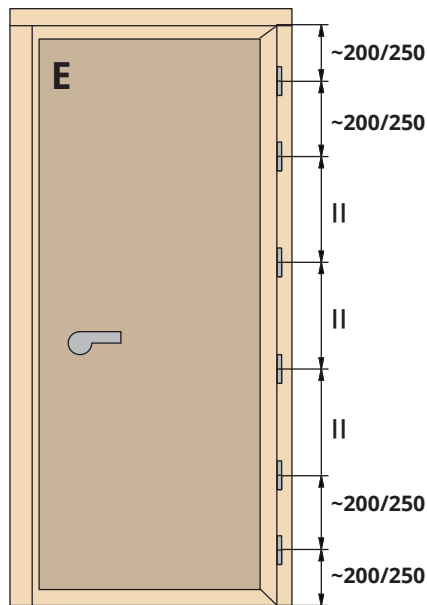
3 hinges



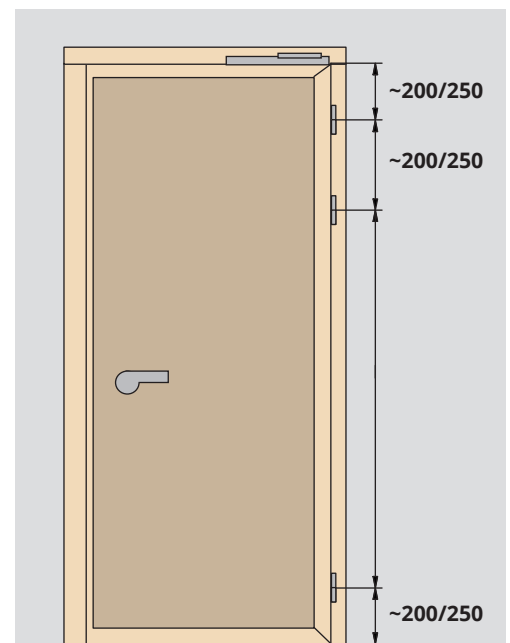
4 hinges



5 hinges



6 hinges



Door-closer

Referring to the load capacity table, add a hinge, respecting the diagrams reported hereby.

Codes table

Table of OTLAV hinges codes divided by class of wight.

Hinge classes							
0 - 10 kg.	1 - 20 kg.	2 - 40 kg.	3 - 60 kg.	4 - 80 kg.	5 - 100 kg.	6 - 120 kg.	7- 160 kg.
CF530090	CE013130	CF030130	CE022146	CE015160	CF495160	CF494200	CF495180 URSUS
CF530110	CE014140	CF050130	CE022150	CE015180	CG495160	CF495200	CG495180 URSUS
CF535090	CF060130	CF055130	CE047146	CE026180	CI495160 Exacta	CG494200	CI495180 URSUS
CF535110	CF210130	CF057130	CE048146	CE031180	CF495160	CG495200	
CF600090	CG060130	CF060140	CE335150	CF483160		CI495160 Ursus	
CF605090	CG210130	CF070130	CF030140	CF495130		CI495200	
CF605110	CGP09130	CF075130	CF030160	CF495140			
CF610090	CI300130	CF085130	CF031160	CG101150			
CF610110	CI300140	CF100135	CF055140	CG482160			
CG530090	CI300160	CF103150	CF055160	CG486160			
CG530110	FP026048	CF190130	CF057140	CG495130			
CG535090	FP027059	CF190140	CF057160	CG495140			
CG535110	NT019140	CFP39130	CF085140	CI320180			
CG600090		CFP50150	CF100150	CI320200			
CG605090		CFP88130	CF104150	CI482160			
CG605110		CG030130	CF180160	CI483160			
CG610090		CG050130	CF190140	CI495140			
CG610110		CG055130	CF190160	FP069090			
CG530110		CG057130	CF221150	CI750180			
		CG060140	CF491140				
		CG070130	CG030140				
		CG075130	CG030160				
		CG085130	CG031160				
		CG100135	CG045180				
		CG101135	CG055140				
		CG102150	CG055160				
		CG190130	CG057140				
		CGP38130	CG057160				
		CGP39130	CG058140				
		CGP50150	CG085140				
		CGP88130	CG100150				
		CI055130	CG101150				
		CI095140	CG103150				
		CI103150	CG104150				
		CI104150	CG180160				
		CI320160	CG190140				
		CI409140	CG190160				
		CIP05130	CG221150				
		JR512140	CG486140				
			CI055140				
			CI085140				
			CI101150				
			CI221150				
			CI320150				
			CI335150				
			CI340150				
			CI341150				
			CI343150				
			CI355130				
			CI355140				
			CI355160				
			CI484160				
			CI485140				
			CI488160				
			FP096080				
			TE012150				
			CF100150				